






MT 800

MODELS
80V



BUILT FOR YOUR TOUGHEST JOBS.

The MT-800 is a compact two-seater that's engineered to deliver massive towing power in cramped industrial settings. Its 40 hp AC direct-drive motor easily hauls long, heavy loads up to 50,000 lbs. Its dual planetary wheel drive with enclosed wet disks reduces maintenance. Its electric regenerative brakes lengthen running time. And its thick, one-piece welded steel plate chassis – reinforced at all high-stress areas – makes this rugged workhorse virtually indestructible.

MODELS	 LOAD CAPACITY (lbs.)	 TOWING CAPACITY (lbs.)	 PASSENGERS	 SPEED (mph)	 TURNING RADIUS (in)
80V	1,500	50,000	2	15	120

FEATURES

- 1 High-efficiency asynchronous AC / Direct Drive motor
- 2 Robust long-life industrial batteries
- 3 Safe and efficient inching control buttons
- 4 AC controller with sealed connectors
- 5 Silent and effortless electric power steering



CONTACT US 1 866 846-3558

MOTREC.COM

SPECIFICATIONS

MT 800


PERFORMANCE

 **LOAD CAPACITY**

1,500 lbs – 680 kg

 **TOWING CAPACITY**

50,000 lbs – 22,680 kg

 **SPEED**

15 mph – 24 km/h

 **TURNING RADIUS**

120" – 3,048 mm

 **PASSENGERS**

2

POWERTRAIN

MOTOR AC motor

40 hp AC motor

CONTROLLER Electronic speed controller, Inching controls on rear

✓

DRIVE AXLE Dual planetary wheel drives

✓

BRAKES Electric regenerative braking, hydraulic brakes with front dry discs and rear wet discs, hand lever parking brake

✓

WHEELS Solid softy wheels, front 600x9, rear 700x12

✓

TRANSMISSION Integrated motor/axle, direct drive

✓

SUSPENSION Front leaf spring suspension with dual shock absorbers, rear rubber spring suspension

✓

CHASSIS

BODY All-steel unibody construction

✓

COLOR Security orange or federal yellow (optional colors available)



LIGHTS LED dual headlights & tail/brake lights, turn signals

✓

OPERATOR COMPARTMENT

STEERING Power steering with hydrostatic orbitrol and hydraulic cylinder

✓

SEATS Two suspension seats on slide adjusters

✓

INDICATORS Digital display, battery status, hour meter, Fault diagnostic

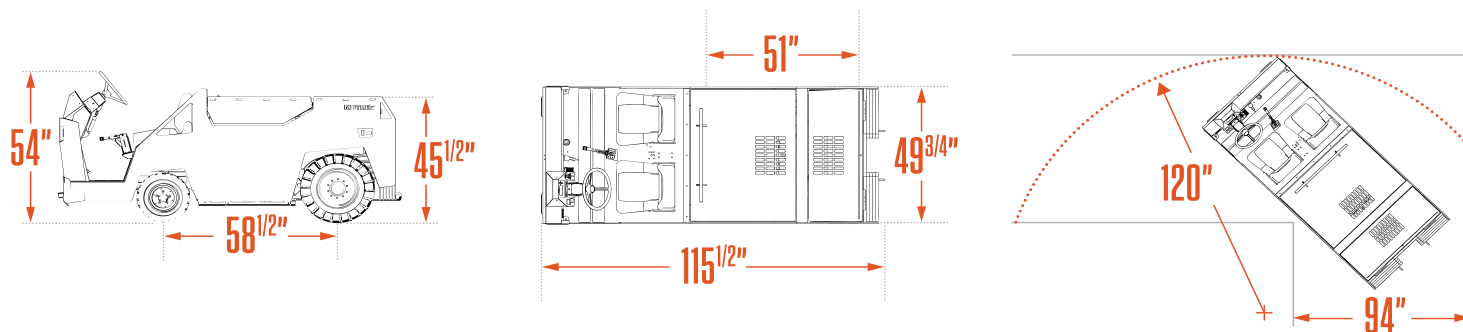
✓

SAFETY Deadman seat switch, reverse alarm

✓

ACCESSORIES 80V/12V converter for 12-volt accessories, horn

✓



UNBEATABLE VEHICLES BACKED BY UNBEATABLE WARRANTIES

5-Year limited warranty on all Motrec vehicles with AC technology, our MS-260 stock chaser and all Motrec trailers.



1 866 846-3558
MOTREC.COM