

MT 310

MODELS
36V | 48V



ULTRA-VERSATILE SIT-DOWN / STAND-UP CROSSOVER TUGGER.

The MT-310 is in a class of its own. Designed from the ground up to offer exceptional versatility, this hard-working tow tractor is jampacked with features operators will appreciate – starting with its ergonomic one-touch sit-down / stand-up seat that reduces fatigue and strain. The easy-access rear hitch means no more constant climbing in and out of the vehicle. A low-maintenance, high-efficiency AC vehicle with a confident 16,000-lb towing capacity and full customization possibilities.

MODELS	LOAD CAPACITY (lbs.)	TOWING CAPACITY (lbs.)	PASSENGERS	SPEED (mph)	TURNING RADIUS (in)
36V	500	16,000	1	6	78
48V	500	16,000	1	6	78








FEATURES

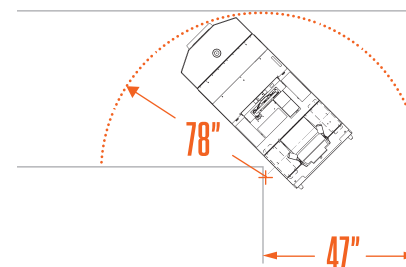
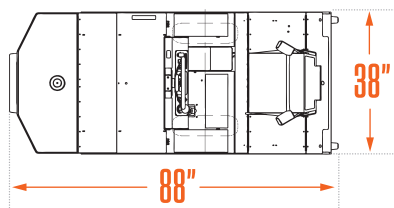
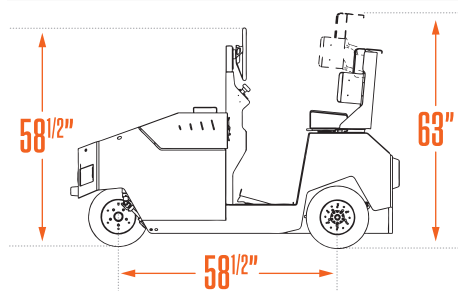
- 1 Ergonomic sit-down / stand-up seat
- 2 High-efficiency asynchronous AC / Direct Drive motor
- 3 Robust long-life industrial batteries
- 4 AC controller with sealed connectors paired with multifunction display
- 5 Versatile, heavy-duty hitches



SPECIFICATIONS

MT 310

PERFORMANCE		36V	48V
 LOAD CAPACITY		500 lbs – 227 kg	500 lbs – 227 kg
 TOWING CAPACITY		16,000 lbs – 7,257 kg	16,000 lbs – 7,257 kg
 SPEED		6 mph – 10 km/h	6 mph – 10 km/h
 TURNING RADIUS		78" – 1,981 mm	78" – 1,981 mm
 PASSENGERS		1	1
POWERTRAIN			
MOTOR	Brushless AC motor	10 HP	15 HP
CONTROLLER	Electronic AC speed controller	✓	✓
DRIVE AXLE	Helical gear differential	✓	✓
BRAKES	Rear wheel hydraulic drum brakes, regenerative braking, automatic parking brake	✓	✓
WHEELS	Solid Tires	✓	✓
TRANSMISSION	Direct drive	✓	✓
SUSPENSION	Leaf springs rear suspension system	✓	✓
CHASSIS			
BODY	All-steel unibody construction, powder coating	✓	✓
COLOR	Security orange or federal yellow		
LIGHTS	LED dual headlights & tail/brake lights	✓	✓
OPERATOR COMPARTMENT			
STEERING	Automotive steering wheel	✓	✓
SEATS	Sit-down / Stand-up seat	✓	✓
INDICATORS	Multifunction display including speedometer, battery state of charge, hour meter, odometer and fault warnings. Password-protected parameters and monitoring capability	✓	✓
SAFETY	Reverse alarm, deadman seat switch, horn, emergency stop button, anti slip griptape, automatic parking brake	✓	✓
ACCESSORIES	DC/DC converter for 12-volt accessories, backlit and sealed buttons	✓	✓



UNBEATABLE VEHICLES BACKED BY UNBEATABLE WARRANTIES

5-Year limited warranty on all Motrec vehicles with AC technology, our MS-260 stock chaser and all Motrec trailers.



1 866 846-3558
MOTREC.COM