

# MT 180

MODELS  
36V | 48V



## ROBUST AND NIMBLE, THE KEY TO LEAN MANUFACTURING.

This hardworking tow tractor delivers outstanding performance. With its efficient motor and 10,000-lbs. towing capacity, the MT-180 is ideal for moving trailers. It's also narrow enough to fit through most door openings. From its all-steel construction to its all-wheel braking, this tugger is built for years of heavy use in total comfort and safety. All this combined with superior AC technology makes short work of tough requests.

MODELS	LOAD CAPACITY (lbs.)	TOWING CAPACITY (lbs.)	PASSENGERS	SPEED (mph)	TURNING RADIUS (in)
36V	500	10,000	1-2	8	71
48V	500	10,000	1-2	8	71

## FEATURES

- Maintenance free AC motor **1**
- AC controller with sealed connectors paired with multifunction display **2**
- Long-lasting, battery-saving LED lights **3**
- Onboard / portable high frequency PFC battery charger **4**
- Automatic parking brake **5**










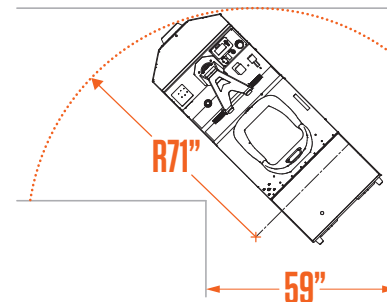
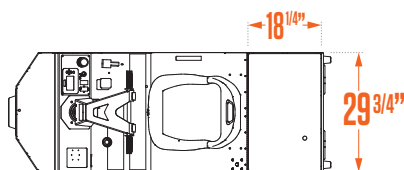
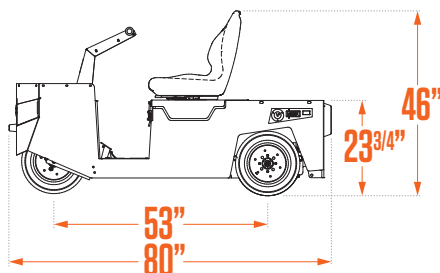
CONTACT US 1 866 846-3558

MOTREC.COM

# SPECIFICATIONS

# MT 180

PERFORMANCE		36V	48V
 <b>LOAD CAPACITY</b>		500 lbs – 227 kg	500 lbs – 227 kg
 <b>TOWING CAPACITY</b>		10,000 lbs – 4,536 kg	10,000 lbs – 4,536 kg
 <b>SPEED</b>		8 mph – 13 km/h	8 mph – 13 km/h
 <b>TURNING RADIUS</b>		71" – 1,803 mm	71" – 1,803 mm
 <b>PASSENGERS</b>		1-2	1-2
<b>POWERTRAIN</b>			
<b>MOTOR</b>	Brushless AC motor	10 HP	15 HP
<b>CONTROLLER</b>	Electronic AC speed controller	✓	✓
<b>DRIVE AXLE</b>	Helical gear differential	✓	✓
<b>BRAKES</b>	Front drum brake, Regenerative braking, electromagnetic parking brake	✓	✓
<b>WHEELS</b>	4.8x8 LRC pneumatic tires	✓	✓
<b>TRANSMISSION</b>	Direct drive	✓	✓
<b>SUSPENSION</b>	Coil spring and shock absorbers on front, leaf spring on rear	✓	✓
<b>CHASSIS</b>			
<b>BODY</b>	All-steel unibody construction, powder coating	✓	✓
<b>COLOR</b>	Security orange or federal yellow (optional colors available)		
<b>LIGHTS</b>	Dual LED headlights & tail/brake lights	✓	✓
<b>OPERATOR COMPARTMENT</b>			
<b>STEERING</b>	Handlebar	✓	✓
<b>SEATS</b>	Bucket seat on slide adjusters	✓	✓
<b>INDICATORS</b>	Multifunction display including speedometer, battery state of charge, hour meter, odometer and fault warnings. Password-protected parameters and monitoring capability.	✓	✓
<b>SAFETY</b>	Reverse Alarm, Deadman Seat Switch, Emergency Stop Button, Horn	✓	✓
<b>ACCESSORIES</b>	DC/DC converter for 12-volt accessories, front and rear rubber bumpers	✓	✓



## UNBEATABLE VEHICLES BACKED BY UNBEATABLE WARRANTIES

5-Year limited warranty on all Motrec vehicles with AC technology, our MS-260 stock chaser and all Motrec trailers.



1 866 846-3558  
MOTREC.COM