

MS 260

MODELS

24V | 36V | 48V



THE GAME-CHANGING STOCK CHASER.

The industry's most versatile stand-up stock chaser / order picker now offers even more. More capacity: up to 6,000 lbs. for towing and 1,750 lbs. for loads. More standard features: leaf spring suspension, integrated 2-step ladder and loading anchors, USB charger, storage compartments, fully protected electrical components and more. More options: AC powertrain and robust front rubber bumper. Of course, the MS-260 still has a long list of standard driver-friendly features: 59" deck, dual front wheels, short turning radius, light touch controls, padded backrest, ergonomic driving position, low-step entry.... And as always, it can be fully customized.

MODELS	LOAD CAPACITY (lbs.)	TOWING CAPACITY (lbs.)	PASSENGERS	SPEED (mph)	TURNING RADIUS (in)
24V	1,250	2,500	1	8	60
36V	1,500	6,000	1	8	60
48V	1,750	6,000	1	8	60

FEATURES

- Stability-boosting dual front wheels **1**
- Energy-saving regenerative braking **2**
- Built-to-last all-steel unibody construction **3**
- Recessed dual headlights **4**
- USB and 12V aux chargers, backlit and sealed buttons **5**
- 2-step ladder on backrest **6**
- EE rating available **7**








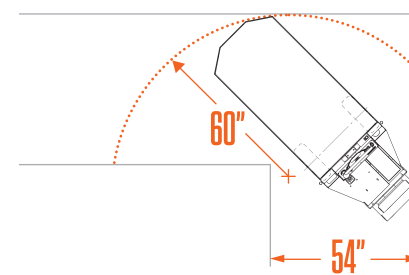
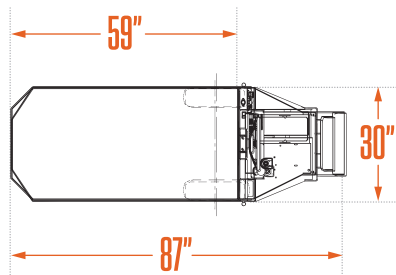
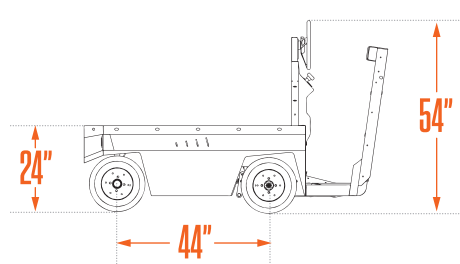
CONTACT US 1 866 846-3558

MOTREC.COM

SPECIFICATIONS

MS 260

PERFORMANCE		24V	36V	48V
 LOAD CAPACITY		1,250 lbs – 567 kg	1,500 lbs – 680 kg	1,750 lbs – 794 kg
 TOWING CAPACITY		2,500 lbs – 1,134 kg	6,000 lbs – 2,722 kg	6,000 lbs – 2,722 kg
 SPEED		8 mph – 13 km/h	8 mph – 13 km/h	8 mph – 13 km/h
 TURNING RADIUS		60" – 1,524 mm	60" – 1,524 mm	60" – 1,524 mm
 PASSENGERS		1	1	1
POWERTRAIN				
MOTOR	Shunt motor	6 HP	10 HP	
	Brushless AC motor			15 HP
CONTROLLER	SEPEX Electronic speed controller	✓	✓	
	Electronic AC speed controller			✓
DRIVE AXLE	Helical gear differential	✓	✓	✓
BRAKES	Self-adjusting H.D. drum brakes, automatic parking brake, regenerative braking	✓	✓	✓
WHEELS	Pneumatic LRC tires	✓	✓	✓
TRANSMISSION	Direct drive	✓	✓	✓
SUSPENSION	Leaf springs rear suspension system	✓	✓	✓
CHASSIS				
BODY	All-steel unibody construction. Powder Coating.	✓	✓	✓
COLOR	Security orange or federal yellow (optional colors available)	■ ■	■ ■	■ ■
LIGHTS	LED dual headlights	✓	✓	✓
OPERATOR COMPARTMENT				
STEERING	Automotive steering wheel	✓	✓	✓
SEATS	Padded backrest	✓	✓	✓
	Battery status indicator	✓	✓	
INDICATORS	Multifunction display including speedometer, battery state of charge, hour meter, odometer and fault warnings. Password-protected parameters and monitoring capability			✓
SAFETY	Reverse alarm, deadman foot switch, horn, emergency stop button, jam-free pedal, anti slip griptape, charging interlock switch	✓	✓	✓
	USB charger, backlit and sealed buttons	✓		
ACCESSORIES	USB charger, DC/DC converter for 12-volt accessories, backlit and sealed buttons		✓	✓



UNBEATABLE VEHICLES BACKED BY UNBEATABLE WARRANTIES

5-Year limited warranty on all Motrec vehicles with AC technology, our MS-260 stock chaser and all Motrec trailers.



1 866 846-3558
MOTREC.COM